



SESSION SKILLS PLAYBACK

For your exam, you can choose either Playback or Improvising.

If you choose Playback, you will be asked to play some music you have not seen or heard before.

In the exam, you will be given the song chart and the examiner will play a recording of the music. You will hear several four-bar to eight-bar phrases on the recording: you should play each of them straight back in turn. There's a rhythm track going throughout, which helps you keep in time. There should not be any gaps in the music.

In the exam you will have two chances to play with the recording:

- First time – for practice
- Second time – for assessment

You should listen to the audio, copying what you hear; you can also read the music. Here are some practice song charts.

Don't forget that the Playback test can include requirements which may not be shown in these examples, including those from earlier grades. Check the parameters at www.trinityrock.com to prepare for everything which might come up in your exam.

Practice playback 1

♩ = 78

11 5/4 mf p

3 mf

5 f

7 p

9 f

11 5/4 3/4 5/4

13 p

15 mf

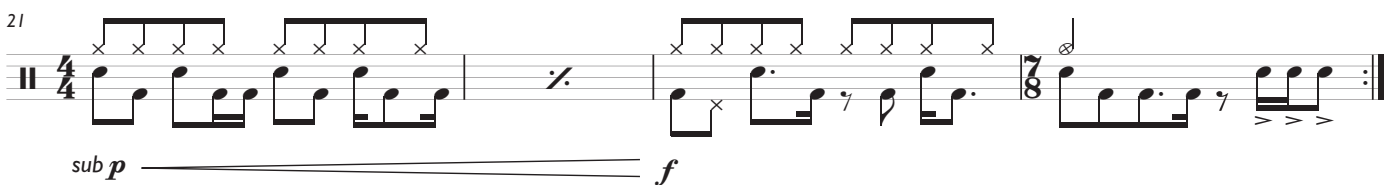



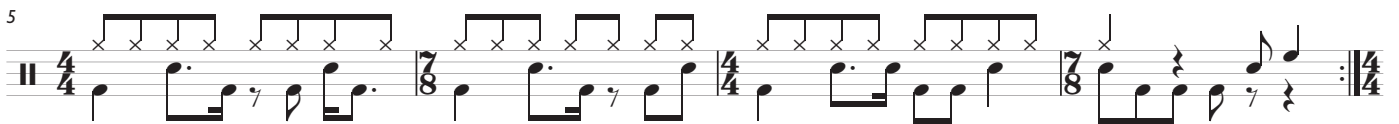
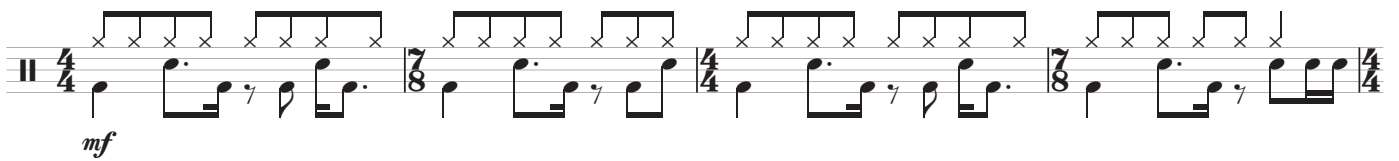
17

19 ff

The musical score is written for a drum line on a single staff. It begins with a tempo marking of ♩ = 78. The score is divided into measures, with measure numbers 11, 13, 15, 17, and 19 indicated at the start of their respective lines. The time signature is primarily 5/4, with some measures in 3/4 and 5/4. Dynamics include mf (mezzo-forte), p (piano), f (forte), and ff (fortissimo). The notation includes various rhythmic patterns such as eighth notes, quarter notes, and rests, as well as articulation marks like accents and slurs.

Practice playback 2

♩ = 84



SESSION SKILLS IMPROVISING

For your exam, you can choose either Playback, or Improvising. If you choose to improvise, you will be asked to improvise over a backing track that you haven't heard before in a specified style.

In the exam, you will be given a song chart and the examiner will play a recording of the backing track. The backing track consists of a passage of music played on a loop. You should improvise a drum groove to it.

In the exam you will have two chances to play with the recording:

- First time – for practice
- Second time – for assessment

Here are some improvising charts for practice.

Don't forget that the Improvising test can include requirements which may not be shown in these examples, including those from earlier grades. Check the parameters at www.trinityrock.com to prepare for everything which might come up in your exam.

Practice improvisation 1

♩ = 100 **Jazz funk**

1 Cm7 Dbmaj7 Eb Abmaj9 G G7

5 Cm7 F7 Cm7 Fmaj9 Bbm7 A7 3/4 Abmaj7 G7 4/4

9 Cm7 Fm7 Eb7sus2 Eb Fm7 3/4 Gm7 4/4

13 N.C. solo break-----

Practice improvisation 2

$\text{♩} = 80$ Samba

2
Em⁷ E^b7 Dm⁹ D^b7

5
Gsus⁴ Gm⁷ G^b7 Fmaj⁷ B^b9 C⁶

9
N.C.
solo break-----

13
E^b D⁷ D^bmaj⁷ C⁶ Em⁷ :||